





**SUMMARY OF APPROPRIATIONS, ALLOTMENTS, OBLIGATIONS, DISBURSEMENTS AND BALANCES BY OBJECT OF EXPENDITURES**  
 As of 4th Quarter Ending December 31, 2016  
 Consolidated

X	Current Year Appropriations
	Supplemental Appropriations
	Continuing Appropriations

Department: Department of Information and Communication Technology  
 Agency: National Telecommunications Commission  
 Operating Unit: Central Office and All Regional Offices  
 Organization Code (UACS): 26-025-00-00000  
 Funding Source Code (as clustered): 101  
 (e.g. Old Fund Code: 101,102, 151)

Particulars	UACS CODE	Appropriation			Allotments					Current Year Obligations					Current Year Disbursements					Balances				
		Authorized Appropriation	Adjustments (Transfer To/From, Realignments)	Adjusted Appropriations	Allotments Received	Adjustments (Withdrawal, Realignments)	Transfer To	Transfer From	Adjusted Total Allotments	1st Quarter Ending March 31	2nd Quarter Ending June 30	3rd Quarter Ending Sept. 30	4th Quarter Ending Dec. 31	Total	1st Quarter Ending March 31	2nd Quarter Ending June 30	3rd Quarter Ending Sept. 30	4th Quarter Ending Dec. 31	Total	Unreleased Appropriations	Unobligated Allotment	Unpaid Obligations (15-20) = (23+24)		
		3	4	5=(3+4)	6	7	8	9	10=[(6+(-)7)-3+9]	11	12	13	14	15=(11+12+13+14)	16	17	18	19	20=(16+17+18+19)	21=(5-10)	22=(10-15)	23	24	
<b>SUMMARY</b>																								
<b>AGENCY SPECIFIC BUDGET</b>																								
<u>Personnel Services</u>		203,007,000.00	0.00	203,007,000.00	264,197,861.58	0.00	0.00	0.00	264,197,861.58	53,428,706.56	68,713,805.06	53,767,001.16	82,380,645.71	258,290,158.49	51,682,772.98	69,105,841.27	52,403,961.30	82,423,075.66	255,616,651.21	(46,622,883.85)	5,907,703.09	2,674,507.28	0.00	
<u>Maintenance &amp; Other Operating Expenses</u>		132,162,000.00	0.00	132,162,000.00	115,931,000.00	0.00	0.00	0.00	115,931,000.00	16,894,911.95	21,861,726.95	25,785,241.79	40,275,088.71	104,816,969.40	11,912,241.76	24,245,667.71	23,665,550.06	35,514,496.61	95,337,956.14	385,079.48	11,114,030.60	9,479,013.26	26,549.50	
<u>MOOE</u>		132,162,000.00	0.00	132,162,000.00	115,931,000.00	0.00	0.00	0.00	115,931,000.00	16,894,911.95	21,861,726.95	25,785,241.79	40,275,088.71	104,816,969.40	11,912,241.76	24,245,667.71	23,665,550.06	35,514,496.61	95,337,956.14	0.00	11,114,030.60	9,479,013.26	26,549.50	
<u>Capital Outlays</u>		81,141,000.00	0.00	81,141,000.00	83,141,000.00	0.00	0.00	0.00	83,141,000.00	77,464.00	0.00	0.00	82,258,896.16	82,336,360.16	77,464.00	0.00	0.00	5,536,360.16	5,613,824.16	0.00	804,639.84	76,722,536.00	0.00	
<u>CO</u>		81,141,000.00	0.00	81,141,000.00	83,141,000.00	0.00	0.00	0.00	83,141,000.00	77,464.00	0.00	0.00	82,258,896.16	82,336,360.16	77,464.00	0.00	0.00	5,536,360.16	5,613,824.16	0.00	804,639.84	76,722,536.00	0.00	
<b>1. AUTOMATIC APPROPRIATIONS</b>		16,835,000.00	0.00	16,825,000.00	18,932,594.95	0.00	0.00	0.00	18,932,594.95	4,272,976.76	4,642,884.13	4,371,820.90	4,233,120.10	17,520,601.89	4,265,566.78	4,467,314.60	4,257,923.34	4,217,533.25	17,208,337.97	(121,075.00)	(19,013.13)	312,263.92	0.00	
<u>Retirement and Life Insurance Premium</u>		16,835,000.00	0.00	16,825,000.00	18,932,594.95	0.00	0.00	0.00	18,932,594.95	4,272,976.76	4,642,884.13	4,371,820.90	4,233,120.10	17,520,601.89	4,265,566.78	4,467,314.60	4,257,923.34	4,217,533.25	17,208,337.97	(121,075.00)	(19,013.13)	312,263.92	0.00	
<u>Customs Duties &amp; Taxes - MOOE</u>					0.00				0.00	0.00	0.00			0.00	0.00	0.00			0.00	0.00	0.00	0.00	0.00	
<b>2. SPECIAL PURPOSE FUNDS</b>					36,585,594.91	0.00	0.00	0.00	36,585,594.91			50,000.00	51,531.00	101,531.00	0.00	0.00	50,000.00	51,531.00	101,531.00	0.00	0.00	0.00	0.00	
		0.00	0.00	0.00	0.00	0.00	0.00	0.00	0.00	0.00	0.00	0.00	0.00	0.00	0.00	0.00	0.00	0.00	0.00	0.00	0.00	0.00	0.00	
		0.00	0.00	0.00	0.00	0.00	0.00	0.00	0.00	0.00	0.00	0.00	0.00	0.00	0.00	0.00	0.00	0.00	0.00	0.00	0.00	0.00	0.00	
<b>GRAND TOTAL</b>		416,310,000.00	0.00	416,310,000.00	483,269,861.58	0.00	0.00	0.00	483,269,861.58	70,401,082.51	90,575,532.01	79,552,242.95	204,914,630.58	445,443,488.05	63,872,478.74	93,351,508.98	76,069,511.35	123,473,932.43	356,567,431.51	(46,237,804.37)	17,826,373.53	88,876,056.54	26,549.50	

Certified Correct:  <b>ARSENIA C. SAN LUIS</b> Administrative Officer V Date:	Certified Correct:  <b>JOWEE ANN O. SANTOS</b> Acting Accountant III Date:	Recommending Approval:  <b>ERIBERTA V. TAMORO</b> Officer-in-Charge Director, PFMB Date:	Approved By:  <b>SAMAKEL A. CORDOBA</b> Commissioner Date:
---	---	---	---