

SUMMARY OF APPROPRIATIONS, ALLOTMENTS, DISBURSEMENTS AND BALANCES BY OBJECT OF EXPENDITURES
As of 3rd Quarter Ending September 30, 2016
Consolidated

Department : Department of Information and Communication Technology
 Agency : **National Telecommunications Commission**
 Operating Unit : Central Office and All Regional Offices
 Organization Code (UACS) : 28-925-00-00000
 Funding Source Code (as clustered) : 101
 (e.g. Old Fund Code: 101, 102, 151)

<input checked="" type="checkbox"/>	Current Year Appropriations
<input type="checkbox"/>	Supplemental Appropriations
<input type="checkbox"/>	Continuing Appropriations

Particulars	UACS CODE	Appropriation				Allotments				Current Year Obligations				Current Year Disbursements				Balances						
		Authorized Appropriation	Adjusted Appropriations	Adjustments (Transfer, Reassignment)	Transfer To	Transfer From	Adjusted Total Allotments	1st Quarter Ending March 31	2nd Quarter Ending June 30	3rd Quarter Ending Sept. 30	4th Quarter Ending Dec. 31	Total	1st Quarter Ending March 31	2nd Quarter Ending June 30	3rd Quarter Ending Sept. 30	4th Quarter Ending Dec. 31	Total	Unreleased Appropriations	Unobligated Amount	Unpaid Obligations (15-20) = (23-24) Due and Demandable				
1	2	3	4	5=(3+4)	6	7	8	9	10= [(6+(-17) -(-9))	11	12	13	14	15=(11+12+13+14)	16	17	18	19	20=(16+17+18+19)	21=(5-10)	22=(10-15)	23	24	
SUMMARY																								
A. AGENCY SPECIFIC BUDGET																								
Personal Services		203,007,000.00	0.00	203,007,000.00	236,342,103.51	0.00	0.00	0.00	0.00	52,265,687.37	68,874,429.55	52,706,568.02	0.00	174,848,564.94	62,204,328.79	89,431,967.61	52,708,895.36	0.00	174,345,191.76	(3,345,103.61)	61,503,538.57	503,373.18	0.00	0.00
Maintenance & Other Operating Expenses		132,182,000.00	0.00	132,182,000.00	132,182,000.00	0.00	0.00	0.00	0.00	16,938,303.73	21,525,045.80	26,739,864.26	0.00	64,594,343.79	11,977,670.84	24,139,666.88	23,906,764.78	0.00	60,024,002.50	0.00	67,987,656.21	4,870,341.29	0.00	0.00
MOOE		132,182,000.00	0.00	132,182,000.00	132,182,000.00	0.00	0.00	0.00	0.00	16,938,303.73	21,525,045.80	26,739,864.26	0.00	64,594,343.79	11,977,670.84	24,139,666.88	23,906,764.78	0.00	60,024,002.50	0.00	67,987,656.21	4,870,341.29	0.00	0.00
Capital Outlays		81,141,000.00	0.00	81,141,000.00	81,141,000.00	0.00	0.00	0.00	0.00	77,464.00	0.00	0.00	0.00	77,464.00	77,464.00	0.00	0.00	0.00	77,464.00	0.00	81,063,536.00	0.00	0.00	0.00
CO		81,141,000.00	0.00	81,141,000.00	81,141,000.00	0.00	0.00	0.00	0.00	77,464.00	0.00	0.00	0.00	77,464.00	77,464.00	0.00	0.00	0.00	77,464.00	0.00	81,063,536.00	0.00	0.00	0.00
B. AUTOMATIC APPROPRIATIONS		16,835,000.00	0.00	16,835,000.00	16,835,000.00	0.00	0.00	0.00	0.00	4,255,570.18	4,671,633.69	0.00	0.00	8,927,203.87	4,248,161.08	4,553,093.56	0.00	0.00	8,801,254.64	0.00	3,410,691.52	125,949.23	0.00	0.00
Retirement and Life Insurance Premium		16,835,000.00	0.00	16,835,000.00	16,835,000.00	0.00	0.00	0.00	0.00	4,255,570.18	4,671,633.69	0.00	0.00	8,927,203.87	4,248,161.08	4,553,093.56	0.00	0.00	8,801,254.64	0.00	3,410,691.52	125,949.23	0.00	0.00
Customs Duties & Taxes - MOOE		0.00	0.00	0.00	0.00	0.00	0.00	0.00	0.00	0.00	0.00	0.00	0.00	0.00	0.00	0.00	0.00	0.00	0.00	0.00	0.00	0.00	0.00	0.00
C. SPECIAL PURPOSE FUNDS		0.00	0.00	0.00	0.00	0.00	0.00	0.00	0.00	0.00	0.00	0.00	0.00	0.00	0.00	0.00	0.00	0.00	0.00	0.00	0.00	0.00	0.00	0.00
GRAND TOTAL		418,310,000.00	0.00	418,310,000.00	466,347,792.51	0.00	0.00	0.00	0.00	107,492,164.35	119,439,862.26	78,439,862.26	0.00	255,213,061.73	64,259,353.63	110,294,323.49	76,815,660.14	0.00	281,138,572.28	(50,037,792.51)	210,134,730.73	5,073,714.47	0.00	0.00

Certified Correct: **ARSENIA C. SAN LUIS**
 Administrative Officer V
 Date: _____

Certified Correct: **JOWEE ANN O. SANTOS**
 Acting Accountant III
 Date: _____

Recommending Approval: **ERIBERTA V. TAMORO**
 Officer-in-Charge Director, PFMB
 Date: _____

Approved By: **GAMALIEL A. CORDOBA**
 Commissioner
 Date: _____

SUMMARY OF APPROPRIATIONS, ALLOTMENTS, DISBURSEMENTS AND BALANCES BY OBJECT OF EXPENDITURES
As of 3rd Quarter Ending September 30, 2016
Consolidated

Department of Information and Communications Technology
NATIONAL TELECOMMUNICATIONS COMMISSION
Central and Regional Offices
Hfon Code 38 232 01 00000

Chapter (A & B Old Fund Code: 101,102, 181)

Current Year Appropriations
Supplemental Appropriations
Continuing Appropriations

Particulars	UACS CODE	Appropriation						Allotments						Current Year Obligations						Current Year Disbursements						Balances					
		Appropriation		Allotment		Unencumbered		Allotment		Unencumbered		Allotment		Unencumbered		Allotment		Unencumbered		Allotment		Unencumbered		Allotment		Unencumbered					
		000	001	000	001	000	001	000	001	000	001	000	001	000	001	000	001	000	001	000	001	000	001	000	001	000	001	000			
1	3	4	5	6	7	8	9	10	11	12	13	14	15	16	17	18	19	20	21	22	23	24	25	26	27	28	29	30			
...			

SUMMARY OF APPROPRIATIONS, ALLOTMENTS, OBLIGATIONS, DISBURSEMENTS AND BALANCES BY OBJECT OF EXPENDITURES
As of 3rd Quarter Ending September 30, 2016
Consolidated

Item: Department of Information and Communications Technology
NATIONAL TELECOMMUNICATIONS COMMISSION
Ag Unit: Central and Regional Offices
Account Code: 28.028.01.00000

1 Cluster (6 p. Old Fund Code: 191,102, 161)

X	Current Year Appropriations
	Supplemental Appropriations
	Continuing Appropriations

Particulars	UACS CODE	Appropriation		Adjustments		Abolitions		Current Year Obligations					Current Year Disbursements					Balances						
		Subtotal Appropriation	Adjusted Appropriation	Abolitions Received	Assignment to Other Units	Transfer To	Transfer From	1st Quarter Ending March 31	2nd Quarter Ending June 30	3rd Quarter Ending Sept. 30	Total	4th Quarter Ending Dec. 31	1st Quarter Ending Sept. 30	2nd Quarter Ending June 30	3rd Quarter Ending Sept. 30	Total	Unobligated Amount	Unencumbered Appropriation						
1	2	3	4	5	6	7	8	9	10	11	12	13	14	15	16	17	18	19	20	21	22	23	24	
Land Improvements		0.00	0.00	0.00	0.00	0.00	0.00	0.00	0.00	0.00	0.00	0.00	0.00	0.00	0.00	0.00	0.00	0.00	0.00	0.00	0.00	0.00	0.00	0.00
Buildings		0.00	0.00	0.00	0.00	0.00	0.00	0.00	0.00	0.00	0.00	0.00	0.00	0.00	0.00	0.00	0.00	0.00	0.00	0.00	0.00	0.00	0.00	0.00
Office Buildings		0.00	0.00	0.00	0.00	0.00	0.00	0.00	0.00	0.00	0.00	0.00	0.00	0.00	0.00	0.00	0.00	0.00	0.00	0.00	0.00	0.00	0.00	0.00
Office Equipment, Furniture and Fixtures		0.00	0.00	0.00	0.00	0.00	0.00	0.00	0.00	0.00	0.00	0.00	0.00	0.00	0.00	0.00	0.00	0.00	0.00	0.00	0.00	0.00	0.00	0.00
Office Equipment, Furniture and Fixtures		0.00	0.00	0.00	0.00	0.00	0.00	0.00	0.00	0.00	0.00	0.00	0.00	0.00	0.00	0.00	0.00	0.00	0.00	0.00	0.00	0.00	0.00	0.00
Furniture and Fixtures		0.00	0.00	0.00	0.00	0.00	0.00	0.00	0.00	0.00	0.00	0.00	0.00	0.00	0.00	0.00	0.00	0.00	0.00	0.00	0.00	0.00	0.00	0.00
IT Equipment and Software		0.00	0.00	0.00	0.00	0.00	0.00	0.00	0.00	0.00	0.00	0.00	0.00	0.00	0.00	0.00	0.00	0.00	0.00	0.00	0.00	0.00	0.00	0.00
Library Books		0.00	0.00	0.00	0.00	0.00	0.00	0.00	0.00	0.00	0.00	0.00	0.00	0.00	0.00	0.00	0.00	0.00	0.00	0.00	0.00	0.00	0.00	0.00
Mechanics and Equipment		0.00	0.00	0.00	0.00	0.00	0.00	0.00	0.00	0.00	0.00	0.00	0.00	0.00	0.00	0.00	0.00	0.00	0.00	0.00	0.00	0.00	0.00	0.00
Communication Equipment		0.00	0.00	0.00	0.00	0.00	0.00	0.00	0.00	0.00	0.00	0.00	0.00	0.00	0.00	0.00	0.00	0.00	0.00	0.00	0.00	0.00	0.00	0.00
Technical and Scientific Equipment		0.00	0.00	0.00	0.00	0.00	0.00	0.00	0.00	0.00	0.00	0.00	0.00	0.00	0.00	0.00	0.00	0.00	0.00	0.00	0.00	0.00	0.00	0.00
Transportation Equipment		0.00	0.00	0.00	0.00	0.00	0.00	0.00	0.00	0.00	0.00	0.00	0.00	0.00	0.00	0.00	0.00	0.00	0.00	0.00	0.00	0.00	0.00	0.00
Motor Vehicle		0.00	0.00	0.00	0.00	0.00	0.00	0.00	0.00	0.00	0.00	0.00	0.00	0.00	0.00	0.00	0.00	0.00	0.00	0.00	0.00	0.00	0.00	0.00
Other Property, Plant and Equipment		0.00	0.00	0.00	0.00	0.00	0.00	0.00	0.00	0.00	0.00	0.00	0.00	0.00	0.00	0.00	0.00	0.00	0.00	0.00	0.00	0.00	0.00	0.00
Buildings		28,500,000.00	28,500,000.00	28,500,000.00	0.00	0.00	0.00	0.00	0.00	0.00	0.00	0.00	0.00	0.00	0.00	0.00	0.00	0.00	0.00	0.00	0.00	0.00	0.00	0.00
Other Structures		750,000.00	750,000.00	750,000.00	0.00	0.00	0.00	0.00	0.00	0.00	0.00	0.00	0.00	0.00	0.00	0.00	0.00	0.00	0.00	0.00	0.00	0.00	0.00	0.00
Information and Comm. Technology Equipment		24,300,000.00	24,300,000.00	24,300,000.00	0.00	0.00	0.00	0.00	0.00	0.00	0.00	0.00	0.00	0.00	0.00	0.00	0.00	0.00	0.00	0.00	0.00	0.00	0.00	0.00
Communication Equipment		600,000.00	600,000.00	600,000.00	0.00	0.00	0.00	0.00	0.00	0.00	0.00	0.00	0.00	0.00	0.00	0.00	0.00	0.00	0.00	0.00	0.00	0.00	0.00	0.00
Motor Vehicles		7,500,000.00	7,500,000.00	7,500,000.00	0.00	0.00	0.00	0.00	0.00	0.00	0.00	0.00	0.00	0.00	0.00	0.00	0.00	0.00	0.00	0.00	0.00	0.00	0.00	0.00
Computer Software		19,491,000.00	19,491,000.00	19,491,000.00	0.00	0.00	0.00	0.00	0.00	0.00	0.00	0.00	0.00	0.00	0.00	0.00	0.00	0.00	0.00	0.00	0.00	0.00	0.00	0.00
TOMATIC APPROPRIATIONS		0.00	0.00	0.00	0.00	0.00	0.00	0.00	0.00	0.00	0.00	0.00	0.00	0.00	0.00	0.00	0.00	0.00	0.00	0.00	0.00	0.00	0.00	0.00
Retirement and Life Insurance Premium		16,835,000.00	16,835,000.00	16,835,000.00	0.00	0.00	0.00	0.00	0.00	0.00	0.00	0.00	0.00	0.00	0.00	0.00	0.00	0.00	0.00	0.00	0.00	0.00	0.00	0.00
Queen Chees & Ties, AOC		0.00	0.00	0.00	0.00	0.00	0.00	0.00	0.00	0.00	0.00	0.00	0.00	0.00	0.00	0.00	0.00	0.00	0.00	0.00	0.00	0.00	0.00	0.00
SGM PURPOSE FUNDS		0.00	0.00	0.00	0.00	0.00	0.00	0.00	0.00	0.00	0.00	0.00	0.00	0.00	0.00	0.00	0.00	0.00	0.00	0.00	0.00	0.00	0.00	0.00
MBF - Pk Sparty (1)		0.00	0.00	0.00	0.00	0.00	0.00	0.00	0.00	0.00	0.00	0.00	0.00	0.00	0.00	0.00	0.00	0.00	0.00	0.00	0.00	0.00	0.00	0.00
MBF - Pk Sparty (2)		0.00	0.00	0.00	0.00	0.00	0.00	0.00	0.00	0.00	0.00	0.00	0.00	0.00	0.00	0.00	0.00	0.00	0.00	0.00	0.00	0.00	0.00	0.00
MBF - Pk Sparty (3)		0.00	0.00	0.00	0.00	0.00	0.00	0.00	0.00	0.00	0.00	0.00	0.00	0.00	0.00	0.00	0.00	0.00	0.00	0.00	0.00	0.00	0.00	0.00
GRAND TOTAL		418,130,000.00	418,130,000.00	466,347,792.51	0.00	0.00	0.00	0.00	0.00	466,347,792.51	107,492,164.35	76,439,592.28	0.00	259,213,081.73	64,259,363.03	110,264,325.48	76,615,660.14	0.00	251,139,347.28	(50,036,637.51)	219,134,730.78	5,073,714.47	0.00	

Certified Correct:

ARSENIA C. SAN LUIS
Administrative Officer V
Date:

Certified Correct:

JOWEE ANN O. SANTOS
Acting Accountant III
Date:

Recommending Approval:

ERIBERTA V. TAMORO
Officer-in-Charge Director, PFM
Date:

Approved By:

GAMALIEL A. CORDOBA
Commissioner
Date:

SUMMARY OF APPROPRIATIONS, ALLOTMENTS, OBLIGATIONS, DISBURSEMENTS AND BALANCES BY OBJECT OF EXPENDITURES
As of the 3rd Quarter Ending September 30, 2016
Consolidated

Department : Department of Information and Communications Technology
 Agency : National Telecommunications Commission
 Operating Unit : Central Office and All Regional Offices
 Organization Code (UACS) : 28-025-00-00000
 Funding Source Code (as clustered) : 101

Current Year Appropriations	
Supplemental Appropriations	
Continuing Appropriations	X

Particulars	UACS CODE	Appropriation		Allotments		Current Year Obligations					Current Year Disbursements				Balances									
		Authorized Appropriation	Adjusted Appropriations (Transfer (To)/from, Realignment)	Adjustments (Withdrawal, Realignment)	Transfer To	Transfer From	Adjusted Total Allotments	1st Quarter Ending March 31	2nd Quarter Ending June 30	3rd Quarter Ending Sept. 30	4th Quarter Ending Dec. 31	Total	1st Quarter Ending March 31	2nd Quarter Ending June 30	3rd Quarter Ending Sept. 30	4th Quarter Ending Dec. 31	Total	Unreleased Appropriations	Unobligated Allotment	Unpaid Obligations (15-20) = (23+24) Due and Demandable				
		3	4	5=(3+4)	6	7	8	9	10=[(6+(-7)) -8+9]	11	12	13	14	15=[(11+12+13+14)]	16	17	18	19	20=[(16+17+18+19)]	21=(5-10)	22=(10-15)	23	24	
SUMMARY																								
A. AGENCY SPECIFIC BUDGET																								
Personal Services		0.00	0.00	0.00	0.00	0.00	0.00	0.00	0.00	0.00	0.00	0.00	0.00	0.00	0.00	0.00	0.00	0.00	0.00	0.00	0.00	0.00	0.00	0.00
Maintenance & Other Operating Expenses		0.00	0.00	0.00	0.00	0.00	0.00	0.00	0.00	5,871,928.24	2,347,758.14	1,606,067.00	0.00	9,826,453.38	5,676,426.48	2,423,422.85	1,433,132.29	0.00	9,431,972.54	0.00	0.00	1,536,649.30	393,460.84	0.00
MOOE		0.00	0.00	0.00	0.00	0.00	0.00	0.00	0.00	11,362,302.68	2,347,758.14	1,606,067.00	0.00	9,826,453.38	5,676,426.48	2,423,422.85	1,433,132.29	0.00	9,431,972.54	0.00	0.00	1,536,649.30	393,460.84	0.00
Capital Outlays		0.00	0.00	0.00	0.00	0.00	0.00	0.00	0.00	5,959,089.83	4,201,547.84	260,882.06	0.00	4,863,988.20	165,058.30	0.00	4,898,529.90	0.00	4,863,988.20	0.00	1,095,467.63	(0.00)	236,100.00	
CO		0.00	0.00	0.00	0.00	0.00	0.00	0.00	0.00	5,959,089.83	4,201,547.84	260,882.06	0.00	4,863,988.20	165,058.30	0.00	4,898,529.90	0.00	4,863,988.20	0.00	1,095,467.63	(0.00)	236,100.00	
B. AUTOMATIC APPROPRIATIONS		0.00	0.00	0.00	0.00	0.00	0.00	0.00	0.00	0.00	0.00	0.00	0.00	0.00	0.00	0.00	0.00	0.00	0.00	0.00	0.00	0.00	0.00	0.00
Retirement and Life Insurance Premium		0.00	0.00	0.00	0.00	0.00	0.00	0.00	0.00	0.00	0.00	0.00	0.00	0.00	0.00	0.00	0.00	0.00	0.00	0.00	0.00	0.00	0.00	0.00
C. SPECIAL PURPOSE FUNDS		0.00	0.00	0.00	0.00	0.00	0.00	0.00	0.00	0.00	0.00	0.00	0.00	0.00	0.00	0.00	0.00	0.00	0.00	0.00	0.00	0.00	0.00	0.00
D. Cont. Approp. - FY 2015 MOOE		0.00	0.00	0.00	0.00	0.00	0.00	0.00	0.00	0.00	0.00	0.00	0.00	0.00	0.00	0.00	0.00	0.00	0.00	0.00	0.00	0.00	0.00	0.00
GRAND TOTAL		0.00	0.00	0.00	0.00	0.00	0.00	0.00	0.00	17,321,372.51	6,549,305.98	1,866,949.06	0.00	14,689,041.64	5,740,484.70	2,423,422.85	6,131,653.19	0.00	14,296,660.74	0.00	2,632,330.93	393,460.84	236,100.00	

Certified Correct: *[Signature]* Date: _____

ARSENIA C. SAN LUIS
Administrative Officer V

JOWEE ANN O. SANTOS
Acting Accountant III
Date: _____

ERIBERTA V. TAMORO
Officer-in-Charge Director, PFMS
Date: _____

GABRIEL A. CORDOBA
Commissioner
Date: _____


SUMMARY OF APPROPRIATIONS, ALLOTMENTS, OBLIGATIONS, DISBURSEMENTS AND BALANCES BY OBJECT OF EXPENDITURES
As of the 3rd Quarter Ending September 30, 2018


Department: Department of Information and Communication Technology
Agency: NATIONAL TELECOMMUNICATIONS COMMISSION
Operating Unit: Central and Regional Offices
Organization Code: 28 023 11 8000


Funding Cluster: (e.g. Old Fund Code: 181,192, 181)


Current Year Appropriations	
Supplemental Appropriations	
Continuing Appropriations	X

Particulars	UAACS CODE	Appropriation			Allotments			Current Year Obligations					Current Year Disbursements					Balances			Upward Obligations		
		Authorized Appropriation	Adjusted (Transfer, Reassignment)	Adjusted Appropriation	Admitted (Development)	Transfer To (Program)	1st Quarter Ending March 31	2nd Quarter Ending June 30	3rd Quarter Ending Sept. 30	4th Quarter Ending Dec. 31	Total	1st Quarter Ending March 31	2nd Quarter Ending June 30	3rd Quarter Ending Sept. 30	4th Quarter Ending Dec. 31	Total	Unobligated Amount 22=(10-19)	Unencumbered Appropriations 21=(5-10)	Due and Demandable 23				
1	2	3	4	5=(3+4)	6	7	8	9	10=(6+7+8+9)	11	12	13	14	15=(11+12+13+14)	16	17	18	19	20=(16+17+18+19)	21=(5-10)	22=(10-19)	23	24
Land and Land Improvements				0.00	0.00	0.00			0.00	0.00	0.00	0.00		0.00	0.00	0.00	0.00		0.00	0.00	0.00	0.00	0.00
Land Improvements				0.00	0.00	0.00			0.00	0.00	0.00	0.00		0.00	0.00	0.00	0.00		0.00	0.00	0.00	0.00	0.00
Buildings				0.00	0.00	0.00			0.00	0.00	0.00	0.00		0.00	0.00	0.00	0.00		0.00	0.00	0.00	0.00	0.00
Office Buildings				0.00	0.00	0.00			0.00	0.00	0.00	0.00		0.00	0.00	0.00	0.00		0.00	0.00	0.00	0.00	0.00
Office Equipment, Furniture and Fixtures				0.00	0.00	0.00			0.00	0.00	0.00	0.00		0.00	0.00	0.00	0.00		0.00	0.00	0.00	0.00	0.00
Office Equipment				0.00	0.00	0.00			0.00	0.00	0.00	0.00		0.00	0.00	0.00	0.00		0.00	0.00	0.00	0.00	0.00
Furniture and Fixtures				0.00	0.00	0.00			0.00	0.00	0.00	0.00		0.00	0.00	0.00	0.00		0.00	0.00	0.00	0.00	0.00
IT Equipment and Software				0.00	0.00	0.00			0.00	0.00	0.00	0.00		0.00	0.00	0.00	0.00		0.00	0.00	0.00	0.00	0.00
IT Equipment				0.00	0.00	0.00			0.00	0.00	0.00	0.00		0.00	0.00	0.00	0.00		0.00	0.00	0.00	0.00	0.00
Library Books and Software				0.00	0.00	0.00			0.00	0.00	0.00	0.00		0.00	0.00	0.00	0.00		0.00	0.00	0.00	0.00	0.00
Library Books				0.00	0.00	0.00			0.00	0.00	0.00	0.00		0.00	0.00	0.00	0.00		0.00	0.00	0.00	0.00	0.00
Machinery and Equipment				0.00	0.00	0.00			0.00	0.00	0.00	0.00		0.00	0.00	0.00	0.00		0.00	0.00	0.00	0.00	0.00
Communication Equipment				0.00	0.00	0.00			0.00	0.00	0.00	0.00		0.00	0.00	0.00	0.00		0.00	0.00	0.00	0.00	0.00
Technical and Scientific Equipment				0.00	0.00	0.00			0.00	0.00	0.00	0.00		0.00	0.00	0.00	0.00		0.00	0.00	0.00	0.00	0.00
Transportation Equipment				0.00	0.00	0.00			0.00	0.00	0.00	0.00		0.00	0.00	0.00	0.00		0.00	0.00	0.00	0.00	0.00
Motor Vehicle				0.00	0.00	0.00			0.00	0.00	0.00	0.00		0.00	0.00	0.00	0.00		0.00	0.00	0.00	0.00	0.00
Other Property, Plant and Equipment				0.00	0.00	0.00			0.00	0.00	0.00	0.00		0.00	0.00	0.00	0.00		0.00	0.00	0.00	0.00	0.00
Buildings	5-08-04-040-01			0.00	0.00	0.00			0.00	0.00	0.00	0.00		0.00	0.00	0.00	0.00		0.00	0.00	0.00	0.00	0.00
Other Structures	5-08-04-040-99			0.00	0.00	0.00			0.00	0.00	0.00	0.00		0.00	0.00	0.00	0.00		0.00	0.00	0.00	0.00	0.00
Information and Comm. Technology Equipment	5-08-04-050-03			0.00	0.00	0.00			0.00	0.00	0.00	0.00		0.00	0.00	0.00	0.00		0.00	0.00	0.00	0.00	0.00
Communication Equipment	5-08-04-050-07			0.00	0.00	0.00			0.00	0.00	0.00	0.00		0.00	0.00	0.00	0.00		0.00	0.00	0.00	0.00	0.00
Motor Vehicles	5-08-04-060-01			0.00	0.00	0.00			0.00	0.00	0.00	0.00		0.00	0.00	0.00	0.00		0.00	0.00	0.00	0.00	0.00
Computer Software	5-08-06-020			0.00	0.00	0.00			0.00	0.00	0.00	0.00		0.00	0.00	0.00	0.00		0.00	0.00	0.00	0.00	0.00
B. AUTOMATIC APPROPRIATIONS				0.00	0.00	0.00			0.00	0.00	0.00	0.00		0.00	0.00	0.00	0.00		0.00	0.00	0.00	0.00	0.00
Retirement and Life Insurance Premium	50103010-00			0.00	0.00	0.00			0.00	0.00	0.00	0.00		0.00	0.00	0.00	0.00		0.00	0.00	0.00	0.00	0.00
C. SPECIAL PURPOSE FUNDS				0.00	0.00	0.00			0.00	0.00	0.00	0.00		0.00	0.00	0.00	0.00		0.00	0.00	0.00	0.00	0.00
MARF - The Specify (1)				0.00	0.00	0.00			0.00	0.00	0.00	0.00		0.00	0.00	0.00	0.00		0.00	0.00	0.00	0.00	0.00
MARF - The Specify (2)				0.00	0.00	0.00			0.00	0.00	0.00	0.00		0.00	0.00	0.00	0.00		0.00	0.00	0.00	0.00	0.00
MARF - The Specify (3)				0.00	0.00	0.00			0.00	0.00	0.00	0.00		0.00	0.00	0.00	0.00		0.00	0.00	0.00	0.00	0.00
GRAND TOTAL				0.00	0.00	0.00	0.00	0.00	0.00	17,321,372.51	6,272,766.64	1,866,948.08	0.00	14,689,041.58	5,740,484.70	2,423,422.85	6,131,653.19	0.00	14,595,660.74	(17,321,372.51)	2,632,330.93	393,480.84	238,100.00

Certified Correct:  ARSENIA C. SAN LUIS
Administrative Officer V
Date:

Certified Correct:  JOWERS-AMIN O. SANTOS
Acting Accountant III
Date:

Recommended Approval:  ERIBERTA V. TAMORO
Officer-in-Charge Director, PFMB
Date:

Approved By:  GAMALIEL A. CORDOBA
Commissioner
Date: